

Filters

Introduction to Photoshop

Lecture outline

- Filters
 - There's a lot of them
 - Filter gallery
 - Third party plug-ins
 - My commonly used filters
 - Seldom used filter tool

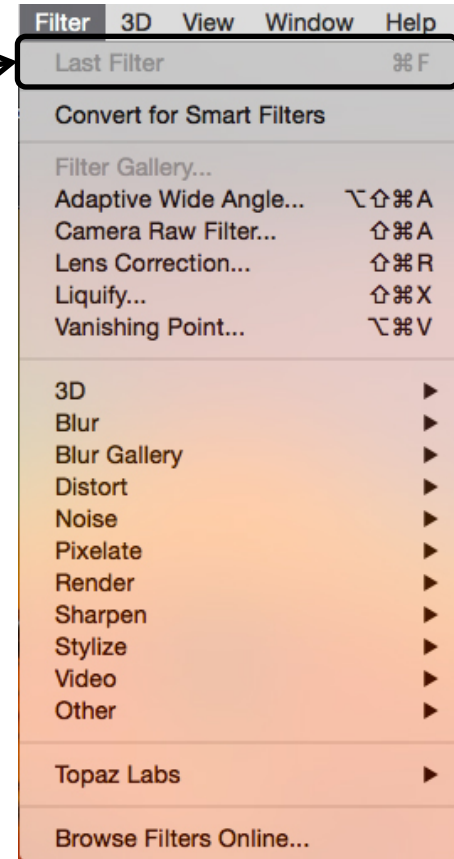
References

- Scott Kelby, How Do I Do That..., Chpt 11

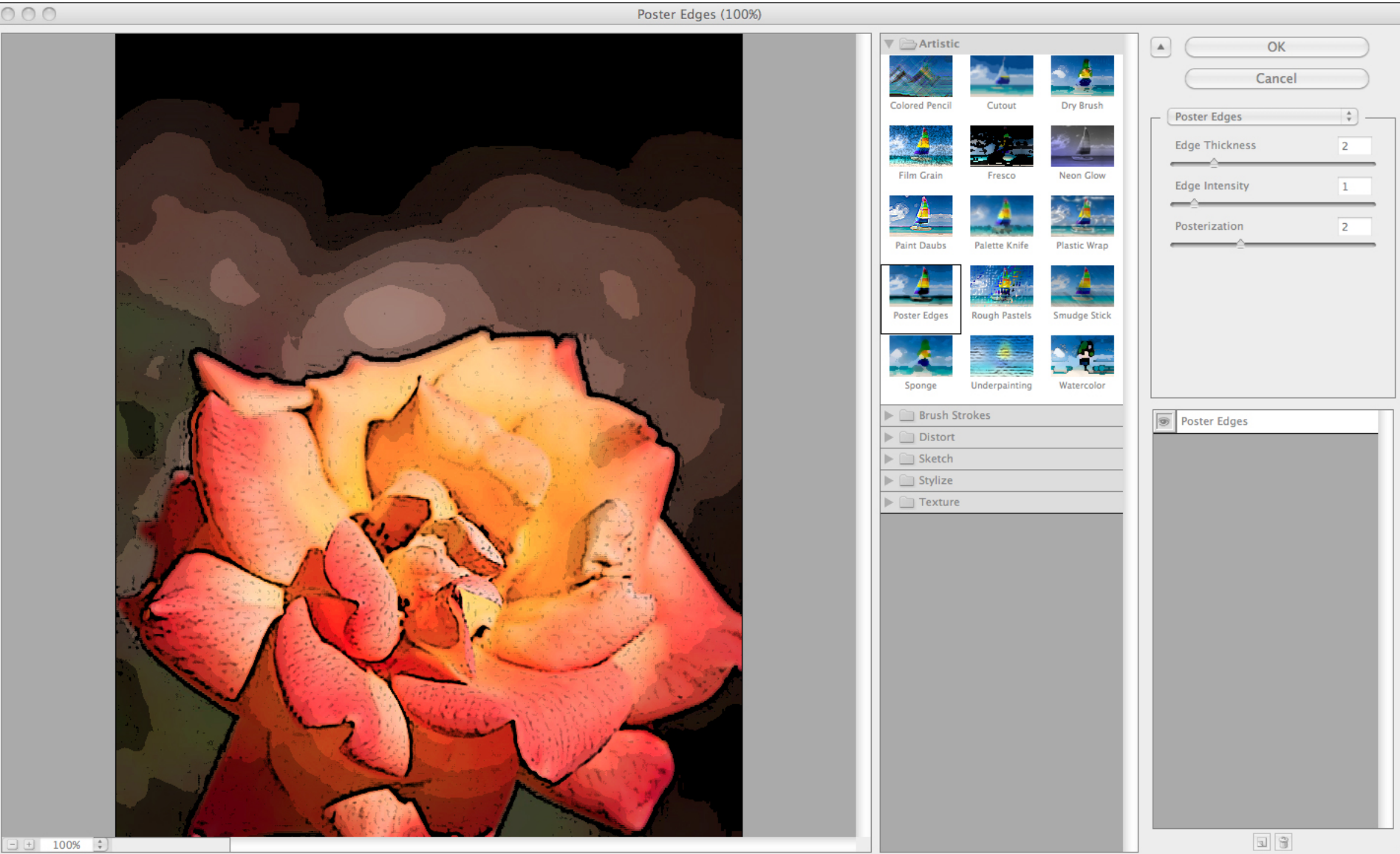
Filters: There's a lot of them

- Filter affects the pixels of an image layer
- Grouped into categories
- Filter Gallery: can see what certain filters will do
- Destructive edits!
Always work on copy of layer.

Filter last used →



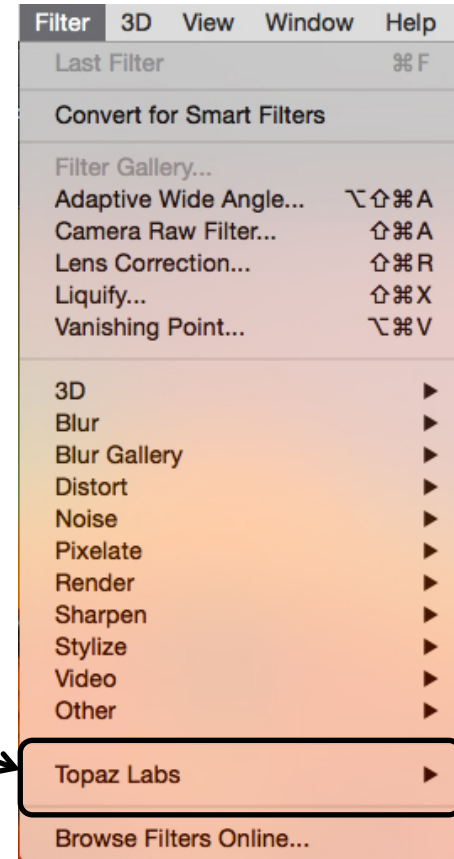
Filter gallery



Third party plug-ins

- Companies other than Adobe make filters for Photoshop; they are listed under the standard Photoshop filter set
- Some of these filters replicate combined effect of multiple PS filters into one filter

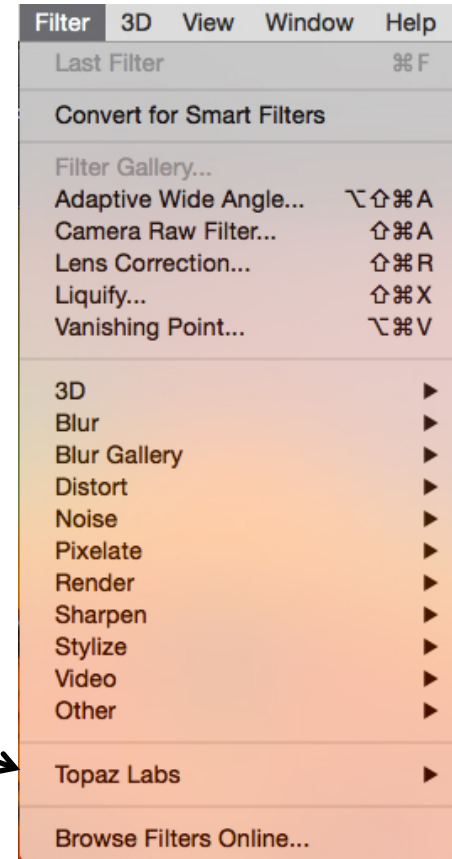
Third party
plug-ins



Third party plug-ins

- You use third party filters because they can save you time

Third party
plug-ins



My Commonly use filters

- These are the filters that I typically use (YMMV)
 - Blur: Gaussian, Motion, Radial
 - Distort: Dispalce
 - Noise: Add Noise
 - Render: Clouds, Difference Clouds, Fibers, Lens Flare
 - Sharpen: Unsharp Mask, Smart Sharpen
 - Other: High Pass
 - Third party:
 - Topaz Labs: Adjust, Detail, Simplify
 - Nik Software: Color Efex Pro, Silver Efex Pro

Seldom used filter tool

- Fade command
 - Menu: Edit → Fade...
 - Keyboard: Shift + Cmnd/Ctrl + f
 - Fades the effect of the filter you just used
 - Have to use it immediately after you use the filter

